



# GARDEN WINDOWS



# GARDEN WINDOW FEATURES



- A** 1" ComforTech™ DC Double Glazed Clear Glass (Double-Glazed Low E with Argon also available).
- B** Twin-sealing, fully screened, operating casements with external glazing for improved weather protection. (Fixed lites are also available.)
- C** Locks and operators are conveniently mounted to the inside front area for easy access.
- D** The multi-point locking system provides a tighter seal and additional security.
- E** Both the venting sashes and deadlites have a built-in weep system.
- F** The projection of the window from the exterior wall face is a constant 17 inches.
- G** FlexScreen® screens in both operating sashes.
- H** OPTIONAL - One or two adjustable glass shelves with polished edges, brackets and standards. Depending on the width of the unit, the glass thickness will either be  $\frac{3}{8}$ " or  $\frac{1}{2}$ ". The shelves will be  $7\frac{7}{8}$ " deep and can hold up to 25 pounds.
- I** Vinyl frame will not chip, rot, peel and will never need to be painted.

*Interior edge banding is optional.*

## HIGHLY RECOMMENDED

Insulation board with a "R" value of 5 can be installed under the seat board to increase the "R" value to 6.22. This 1" thick lightweight rigid material is waterproof. Seat boards are available insulated to the wall (recommended), the entire seat board can be insulated or the entire seat board can be double insulated.

## Structural Features

Full welded, rigid PVC frame for greater strength and stability

Center mullion contains aluminum and steel reinforcements

Top slope insulating glass (a constant 35-degree pitch) is tempered for improved safety and unit integrity

Snap-in sill cover for seat board provides aesthetic appeal and weather resistance

Exterior grade plywood head board, seat board and jamb are 1 ¼" for improved structural and thermal performance

Operators are sealed to prevent air and water infiltration

Engineered for both new construction and remodeling applications

Knee brace supports are not needed; however, decorative knee braces are available to order

### SIZE LIMITATIONS

Width	Height	Maximum
24" to 72"	30" to 65"	120" U.I.

Garden windows require additional lead time. Garden windows are manufactured by Ventana USA; however, they are covered by ProVia's **Lifetime Limited Warranty** (glass breakage not included).








# COLORS

---

## Vinyl Colors




## Head Board, Seat Board and Jamb Colors



\* Unfinished.

## Exterior Paint Finishes

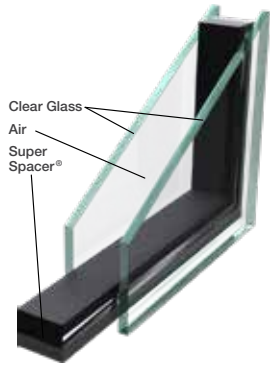
Trending paint colors also available. See entryLINK for all color options.



## Hardware

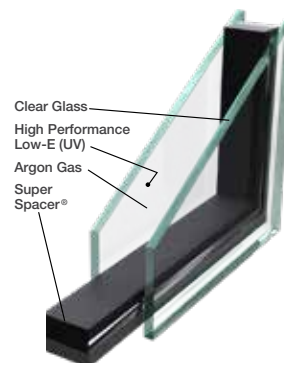


# COMFORTECH™ GLASS PACKAGES



## DC

Baseline double glazed glass package, with two panes of clear glass and the air space acting as an insulator. No Argon gas.



## DLA

Double glazed glass package with high performance Low-E coating applied to one pane. Insulating chamber is filled with Argon gas.

DC Glass is recommended if planning to use your Garden Window for plants. Clear glass will let in the most sunlight.

## PRIVACY GLASS

Choose from seven different types of glass if you need light to filter in, yet want to maintain privacy. These glass styles look great in rooms where privacy is important.



CHINCHILLA\*



FLUTED



FROSTED



GLUECHIP



OBSCURE PEBBLE



TAFFETA



WATERFALL

Actual privacy levels will vary depending on your distance from the glass and also the amount of light in the room in comparison to the light outside your home. For extra privacy, contact customer service to add an extra pane of privacy glass to your window or patio door order.

*\*Chinchilla Privacy Glass Disclaimer: Due to the unique, tightly grooved texture of Chinchilla privacy glass, this design naturally reflects and refracts light in a more noticeable way. As a result, the glass may display a more pronounced V-like or diamond-shaped pattern, especially in certain lighting conditions. This characteristic is a normal and expected feature of the Chinchilla glass design and is not considered a defect.*



# FLEXSCREEN®

Nearly indestructible. Barely visible. Available with BetterVue® or Heavy Duty Fiberglass Mesh.



## **SIMPLE DESIGN**

PVC coated spring steel frame with no attachment hardware.

## **EFFORTLESS INSTALLATION**

Simply hold the screen in your hands, bend the sides in, and fit FlexScreen into your screen pocket.

## **DAMAGE RESISTANT**

No more bent aluminum frames, scratched paint and broken hardware.

## **BEAUTIFULLY INVISIBLE**

FlexScreen easily hides in the window screen pocket, drastically improving sight lines.

*Lifetime Limited Warranty*





"To serve, by caring for details in ways others won't." It's not just our mission, but a way of letting our light shine every day at ProVia®. We continually strive to put these words into action by providing unmatched quality and service. The P-icon symbolizes each employee's commitment to devoting the utmost care, pride and quality into each building product we manufacture...it's The Professional Way.



At ProVia, we manufacture energy efficient products and exercise corporate environmental stewardship by recycling, reducing pollution emissions and much more. In fact, our company has received repeated awards from the Environmental Protection Agency such as Partner of the Year - Sustained Excellence for outstanding efforts in energy savings.



DOORS | WINDOWS  
SIDING | STONE | ROOFING  
[provia.com](http://provia.com)

© 2026 ProVia  
P-MK-02400-26 | 12/25

Distributed by:

--