



ENDURE WINDOWS
& PATIO DOORS



ENDURE™ WINDOWS & PATIO DOORS

ProVia® Builds Products THE PROFESSIONAL WAY

ProVia caters to a niche within the window and door market that demands a high degree of customization coupled with outstanding quality. Our company defines the products that meet this demand as "professional-class." We have found

success by adhering to a set of core values that guide us as we develop rewarding, long-term relationships with our employees, customers and homeowners.



Our Mission: To Serve, By Caring for Details In Ways Others Won't



Doing Business Since 1977



Multi-Time ENERGY STAR® Partner of the Year Award Winner



2,570,000 sq. ft Total Manufacturing / Warehouse Space



**DOORS | WINDOWS
SIDING | STONE | ROOFING**



2,500+ Associates Nationwide



Serving Alongside "8 Days of Hope" Helping Rebuild Homes, Communities and Lives



12,000 Tons of Metals, Paper, Glass and Vinyl (Window and Siding) Recycled Annually



SHOWN ON THE COVER

Textured Matte Coal Black Endure™ Double Hung & Picture Window and 2-Lite Sliding Patio Door

SHOWN ON THIS PAGE

White Endure 2-Lite Slider with Colonial Style Contoured Internal Grids

INDUSTRY ASSOCIATIONS, ACCREDITATION AND TESTING



Through its membership with WDMA, ProVia collaborates on standards and advocacy efforts to advance the window and door industry.



Involvement with FGIA allows ProVia to stay at the forefront of glazing and fenestration technology, benefiting from shared research and best practices.



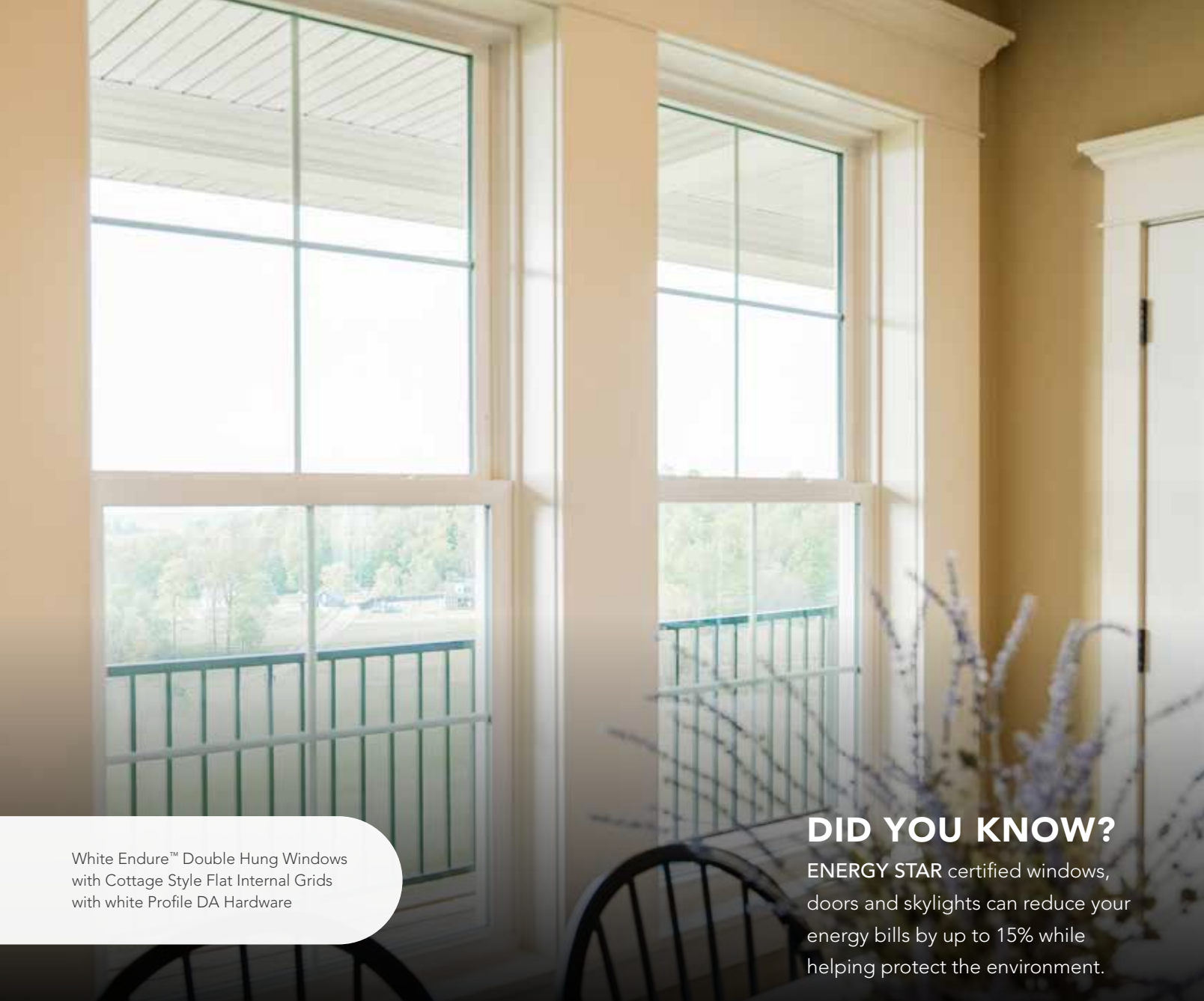
ProVia's participation in NFRC ensures that, through voluntary third-party testing, their products meet rigorous energy performance and rating standards, reflecting their commitment to sustainability and quality.

Table of contents

ENERGY STAR®.....	02	Insulated Glass Units.....	28
SunShield® Vinyl.....	05	Super Spacer®.....	29
NUCLEUS Technology.....	06	ComforTech™ Glass Packages.....	30
Features: Window & Patio Door Styles.....	10	Understanding the NFRC Label.....	31
Single Hung & Single Slider Features.....	12	Privacy Glass.....	34
Garden Windows.....	14	Internal Grids & Tinted Glass.....	35
Bay & Bow Windows.....	15	Simulated Divided Lites.....	37
Window Features.....	16	Internal Blinds.....	39
Patio Door Features.....	17	Decorative Glass.....	40
Vinyl & Laminate Color Options.....	18	Art Glass.....	42
Paint Options.....	20	MasterFit™ Trim.....	46
Hardware.....	22	Accessories.....	47
Multi-Point Locking System.....	24	Warranty Highlights.....	50
Screens.....	26	Discover More.....	52



White 2-Lite Endure Sliding Patio
Door with Colonial Style Contoured
Internal Grids and Satin Nickel
Signature Hardware



White Endure™ Double Hung Windows
with Cottage Style Flat Internal Grids
with white Profile DA Hardware

DID YOU KNOW?

ENERGY STAR certified windows, doors and skylights can reduce your energy bills by up to 15% while helping protect the environment.

ENERGY STAR® PARTNER

ProVia® ENERGY STAR certified windows are independently tested and certified to meet strict energy-efficiency standards. The annual Partner of the Year Awards are given to a select group of organizations that have made outstanding contributions to protecting the environment through energy efficiency.

ENERGY STAR is a U.S. Environmental Protection Agency (EPA) voluntary program that helps businesses and individuals save money and protect our climate through superior energy

efficiency. The ENERGY STAR guidelines were established to reduce greenhouse gas emissions and other pollutants caused by the inefficient use of energy.



LEARN MORE AT
[ENERGYSTAR.GOV](https://www.energystar.gov)



ENERGY STAR & ENVIRONMENTAL STEWARDSHIP

When you purchase energy-efficient windows and patio doors from ProVia, you're doing more than conserving energy in your own home. You're supporting our company's commitment to protecting the environment that we all call home.

At ProVia, not only do we manufacture energy-efficient products, we also exercise corporate environmental stewardship. Here are a few examples:

- ✓ **WE RECYCLE** – Paper, metals, glass and vinyl.
- ✓ **TRANSPORTATION SAVINGS** – Our trucks use the TriPac Idle Reduction and Temperature Management System.
- ✓ **POLLUTION PREVENTION** – Our Pollution Prevention Program has dramatically reduced solvent usage since 2002.
- ✓ **GOING PAPERLESS** – Our electronic ordering and internal paperless systems reduce paper usage.
- ✓ **SOLAR PANELS** – Solar panels are being used at three production facilities to reduce energy use.

Why Buy ENERGY STAR Certified Windows and Patio Doors?



SAVE ENERGY & REDUCE POLLUTION – Lower energy consumption reduces greenhouse gas emissions from power plants and shrinks a house's carbon footprint.



SAVE MONEY – Replacing old windows with ENERGY STAR certified windows lowers household energy bills by an average of 12% nationwide.



GET COMFORTABLE – With ENERGY STAR certified windows, the interior glass stays warmer, keeping you comfortable even when the temperature outside dips well below freezing.



PROTECT VALUABLE INTERIORS – Curtains, wood floors or a favorite photograph can fade or discolor after repeated exposure to direct sunlight. Many ENERGY STAR certified windows have a special coating on the glass that acts like sunscreen for your house. These special coatings reduce fading by as much as 75% without noticeably reducing visible light.

ENERGY PERFORMANCE CALCULATOR

ENERGY STAR and the EPA are committed to improving manufacturer's products to ensure energy-efficient products are being produced.

ProVia is committed to helping you find energy-efficient windows and patio doors that meet ENERGY STAR requirements.

FOLLOW THE QR CODE TO FIND THE NFRC RATINGS AND ENERGY STAR QUALIFICATIONS OF A WINDOW OR PATIO DOOR:





White Endure™ Mulled Picture
Windows with Cottage Style
Contoured Internal Grids

SUNSHIELD® VINYL

Your Versatile Window Solution

Endure windows are constructed of SunShield vinyl, made with a compound proven to perform better than alternative building materials. SunShield weathers the toughest conditions — from coast to coast, and everywhere in between.

- ✓ Vinyl is the low-maintenance choice for residential use.
- ✓ The vinyl compound is uniquely formulated to withstand the harsh effects of weather, UV light and southern exposure.
- ✓ Pharmaceutical-grade compounding and blending systems provide consistency, so you can rely on superior color and weatherability.
- ✓ Industry partnerships and ongoing research into new technologies ensure the vinyl compound exceeds industry standards, outperforms the competition, and works together to offer best-in-class technology.
- ✓ Resistant to rot, insect, and microbial damage.
- ✓ Never requires painting.
- ✓ Easy to clean with common household cleaners.
- ✓ 100% Recyclable for a more sustainable future.
- ✓ Helps reduce your heating and cooling costs with nearly 1,600 times the thermal efficiency of aluminum windows.
- ✓ Resistant to water and light for uniform quality and color over time.

SIMPLY THE BEST FORM OF PVC AVAILABLE

SunShield is the industry's most high-performing vinyl compound for color retention and impact resistance.

It's a proprietary formula that's laboratory-proven to perform better than alternative building materials.



NUCLEUS TECHNOLOGY

A Green Solution for Patio Doors

At the heart of every Endure™ Patio Door frame and sash is our eco-friendly NUCLEUS Technology—a smart design that delivers lasting strength, energy efficiency, and sustainability.



WHAT MAKES IT DIFFERENT?

Inside the frame and sash of your patio door, you'll find a durable core made from up to 100% recycled PVC. This high-quality material is protected by a bright white exterior shell made from virgin PVC, so all you see is a beautiful, flawless finish.

IS RECYCLED PVC AS DURABLE AS NEW PVC?

Yes! PVC is a unique material that can be recycled and reused without losing strength. Using recycled PVC allows you and ProVia® to do our part in reducing waste without compromising performance.

Disclaimer: The green color is for illustration only to indicate recycled PVC content; actual product is not green.



WHY IS THE RECYCLED CORE COVERED WITH A VIRGIN PVC SHELL?

The outer layer of virgin PVC ensures your patio door has a bright, consistent color and excellent UV resistance, keeping it beautiful for years to come.

The Benefits of NUCLEUS Technology



ECO-FRIENDLY DESIGN

A strong core made with 100% recycled PVC, making it better for the environment overall.



HIGH QUALITY YOU CAN TRUST

Our recycled materials meet strict quality standards and are AAMA certified, ensuring lasting performance and peace of mind.



WORKS SEAMLESSLY WITH OUR DESIGNS

NUCLEUS Technology is fully compatible with the Endure patio door—whether it's welded or mechanically assembled.



BUILT TO LAST

Advanced manufacturing and testing have proven that recycled PVC performs just as well as virgin PVC—offering strength, durability, and thermal efficiency you can count on.



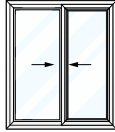
White Endure 3-Lite Center
Operable Sliding Patio Door with
Black Signature Hardware





Textured Matte Coal Black
Endure™ Picture, Shaped and
Double Hung Windows


WINDOW & PATIO DOOR STYLES

Features				
	DOUBLE HUNG	SINGLE HUNG	2 & 3 LITE SLIDER	SINGLE SLIDER
FRAME DEPTH	3 ¼"	3 ¼"	3 ¼"	3 ¼"
VINYL	Sunshield®	Sunshield	Sunshield	Sunshield
CONSTRUCTION	Welded Frame & Sash	Welded Frame & Sash	Welded Frame & Sash	Welded Frame & Sash
FINELINE WELDED CORNERS	Optional*	Optional*	Optional*	Optional*
GLAZING	Exterior	Active Sash - Exterior Inactive Sash - Interior	Exterior	Active Sash - Exterior Inactive Sash - Interior
SASH PROFILE SHAPE	Cove	Cove	Cove	Cove
INTERIOR AND EXTERIOR ACCESSORY GROOVES	✓	✓	✓	✓
GRAPHITE POLYSTYRENE FOAM INSULATION	✓	✓	✓	✓
REINFORCEMENTS	Innergy®	Innergy	Innergy	Innergy
WEATHERSTRIPPING	Barrier Fin & Bulb Seal	Barrier Fin & Bulb Seal	Barrier Fin & Bulb Seal	Barrier Fin & Bulb Seal
COMFORTECH™ DLA-UV GLAZING SYSTEM	¾"	¾"	¾"	¾"
EXTRUDED ALUMINUM SCREEN FRAME	Half / Bottom Screen	Optional Half / Bottom Screen	Half	Optional Half
BETTERVUE® FIBERGLASS MESH	✓	✓	✓	✓
FLEXSCREEN®	Optional+	Half FlexScreen	Optional+	Half FlexScreen
LOCKS/HARDWARE	Profile™ DA (dual action)	Profile DA (dual action)	Profile SA (single action)	Profile SA (single action)
INTEGRAL INTERLOCK	✓	✓	✓	✓
ADDITIONAL HARDWARE	Tilt Latches and Dual Vent Locks	Tilt Latches and Dual Vent Locks	Vent Lock	Vent Lock
BALANCE SYSTEM	Block & Tackle	Block & Tackle		
WEEP HOLES	✓	✓	✓	✓
ADDITIONAL FEATURES	<ul style="list-style-type: none"> • Integral Interlock at Meeting Rail • Top Sash Retention 	<ul style="list-style-type: none"> • Integral Interlock at Meeting Rail 	<ul style="list-style-type: none"> • Brass Rollers • Anchor Stops (3-Lite) 	<ul style="list-style-type: none"> • Brass Rollers


*Standard on laminated and painted units.

+Standard on painted exterior units.

†To operate internal blinds in Casement and Awning windows, the screen must first be removed, as blinds are not accessible with the screen in place.



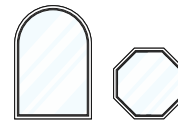
CASEMENT & AWNING



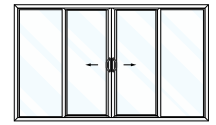
PICTURE



HOPPER



SHAPES



2, 3 & 4-LITE
PATIO DOORS

3 ¼"

3 ¼"

3 ¼"

3 ¼"

4 ⅞"

Sunshield

Sunshield

Sunshield

Sunshield

European Vinyl
Formulation

Welded Frame & Sash

Welded Frame

Welded Frame & Sash

Welded Frame & Sash

Welded Frame & Sash

Optional*

Optional*

Optional*

Exterior

Interior

Exterior

Interior

Exterior

Square

Square



Innergy

Galvanized Steel

Bulb Seal

Barrier Fin

Barrier Fin & Bulb Seal

¾"

¾"

¾"

¾"

1"

Full†

Full



Lock Out Crank Handle

Zinc Cast Top-Mounting
Sweep Lock

Signature & Modern
Hardware

Washability Hinge &
Corner Drive System
(casement only)

Washability Hinge

Standard: Accuvent™
Optional: Footlock



- Optional Stainless Steel Hardware
- Quick Release Dual Arm Operator (Standard - Awning)

- Direct Set Glass
- Sloped Sill

- Insulated Panel Option available for Dryer Vent
- Available in white or black

- Direct Set Glass
- Optional Operating Octagon

- Patented Sliding System and Water Drainage System

See the following four pages for information on Single Hung, Single Slider, Bay/Bow and Garden Windows.



SINGLE HUNG & SINGLE SLIDER

NEW

Streamlined Style Meets Endure™ Performance.

The new Endure Single Hung family brings timeless style and seamless performance to your home. Featuring a true Single Hung and Single Slider window, plus perfectly matching profile picture windows, Circle Tops, Eyebrows, and Shaped windows (with Integrated Stucco Flange), this collection delivers a clean, streamlined look. With all the premium features of Endure—including a half FlexScreen®, vinyl, laminate and paint color choices, and Profile DA hardware—you'll enjoy windows that look as good as they perform.

- ✓ 3¼" Frame Depth
- ✓ SunShield® Vinyl
- ✓ Welded Frame & Sash
- ✓ FineLine™ Welded Corners (optional)
- ✓ Exterior Glazing - Active Sash
- ✓ Interior Glazing - Fixed Glass
- ✓ Cove Sash Profile
- ✓ Graphite Polystyrene Foam Insulation
- ✓ INNERGY® Thermal Reinforcements
- ✓ Barrier Fin & Bulb Seal Weatherstripping
- ✓ ¾" DLA-UV ComforTech™ Warm Edge Glazing
- ✓ Half FlexScreen (standard)
- ✓ Extruded Aluminum Screen Frame with BetterVue® Fiberglass Mesh (optional)
- ✓ Profile™ DA (Dual Action) Hardware
- ✓ Integral Interlock*
- ✓ Block & Tackle Balance System*

* Single Hung only.

INTEGRATED STUCCO FLANGE



INTEGRATED NAIL FIN




Single Hung



Single Slider



GARDEN WINDOW FEATURES

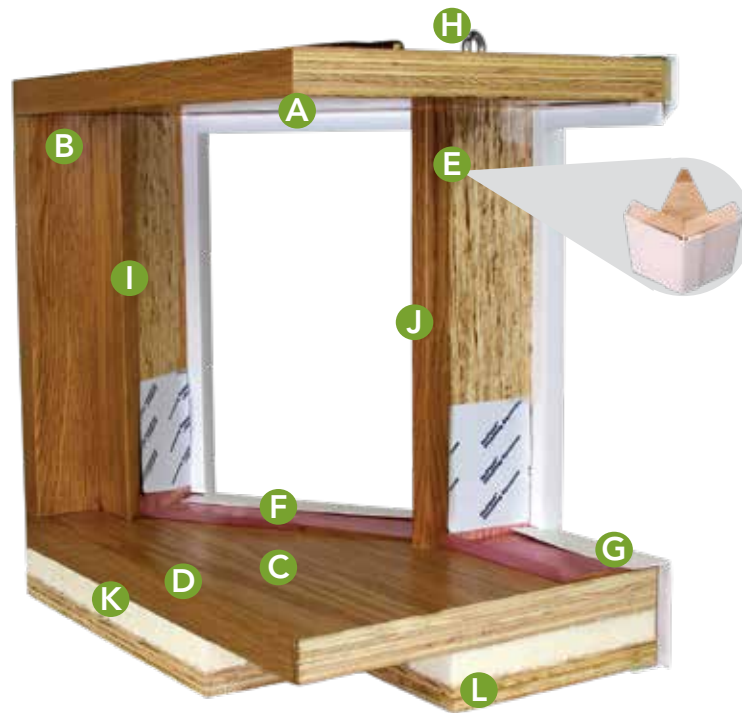


- A** 1" ComforTech™ DC Double-Glazed Clear Glass (Double-Glazed Low-E with Argon also available).
- B** Twin-sealing, fully screened, operating casements with external glazing for improved weather protection.
- C** Locks and operators are conveniently mounted to the inside front area for easy access.
- D** The multi-point locking system provides a tighter seal and additional security.
- E** Both the venting sashes and deadlites have a built-in weep system.
- F** The projection of the window from the exterior wall face is a constant 17 inches.
- G** Both operating sashes come standard with FlexScreen®.
- H** **OPTIONAL** - One or two adjustable glass shelves with polished edges, brackets and standards. Depending on the width of the unit, the glass thickness will either be $\frac{3}{8}$ " or $\frac{1}{2}$ ".
- I** Vinyl frame will not chip, rot, or peel and will never need to be painted.



SCAN FOR MORE ON GARDEN WINDOWS!

BAY AND BOW FEATURES



A HEAD

B SIDE JAMB

C SEAT BOARD: 1¼" Furniture Grade Oak or Birch Veneer.

D EDGE BANDING: Exposed plywood interior edges of the head, seat and side jambs are covered with matching wood edge banding.

E Our **SOLID WOOD MULLION DESIGN** is lag bolted to the head and seat for maximum strength and support. This unique design is made out of TimberStrand® laminated lumber.

TimberStrand is made from Aspen trees cut into thin strands and then dried and laminated together with a polyurethane resin. It is then pressed and steam injected to create a wood billet creating a strong and durable material that is 25% stronger than standard wood and will not absorb or release moisture.

F This **WINDOW PANNING SYSTEM** is the ultimate protection against water infiltration. The PVC panning profiles wrap around and are adhered to the vertical mullions and seat board creating an interior gutter system.

G The **EXTERIOR IS PVC WRAPPED** and painted to match the window exterior color.

H To ensure our windows will never bow or sag, we use an adjustable **TURN-BUCKLED CABLE SUPPORT SYSTEM** to support the frame from the top with heavy-duty 6" hook and turnbuckle.

I SIDE WEDGE

J MULL CAP

K FULLY INSULATED (Optional)

L INSULATE TO JAMB (Optional)

Bay and Bow windows can be configured using a combination of Double Hung and Picture windows or Casement, Fixed Casement, and Awning Windows.




SCAN FOR MORE ON BAY AND BOW WINDOWS!

WINDOW FEATURES & BENEFITS




FINELINE™ TECHNOLOGY

This innovative welding process creates an aesthetically appealing corner. Standard on laminated and painted windows.



REINFORCEMENT

INNERGY® Thermal Reinforcements are the innovative, energy-efficient alternative to aluminum, providing 700x better thermal performance.



GLASS PACKAGE

Endure™ windows feature a 3/4" ComforTech™ Insulated Glass Unit. A DLA-UV glass package is standard.



INSULATION

A graphite foam insulation is added to the frame, providing greater energy efficiency and performance.




BARRIER-FIN WEATHERSTRIPPING

This weatherstripping provides a barrier against air, water, dust and noise.



BULB SEAL WEATHERSTRIPPING

This weatherstripping prevents water from penetrating the foam cell structure and has a unique UV-resistant barrier.



FRAME

Endure windows are constructed with a 3 1/4" vinyl frame. Both the sash and frame are welded for increased strength.



SCREEN FRAME AND MESH

Endure windows have a durable and rigid extruded aluminum screen frame with BetterVue® fiberglass mesh, which provides an enhanced view, increased insect protection and improved airflow.



FLEXSCREEN® (OPTIONAL)

A great alternative screen frame option that is easy to install. It perfectly hides within the window frame, drastically improving sight lines. This is standard on painted exterior windows.



PROFILE™ DA LOCKS*

"DA" stands for "Dual Action" - it locks and tilts the window all in one motion.



INTEGRAL INTERLOCK*

The top and bottom sashes come together with an extruded integral interlock to ensure stability when locking the window.



BALANCE SYSTEM*

The block and tackle balance system allows the top and bottom sashes on a Double Hung window to effortlessly slide up and down.


* Applies to Double Hung Windows.

PATIO DOOR FEATURES & BENEFITS




FINELINE™ TECHNOLOGY

This innovative welding process creates an aesthetically appealing corner. Standard on laminated and painted patio doors.



REINFORCEMENT

Galvanized steel reinforces the panels and sill to ensure rigidity and stable operation.



GLASS PACKAGE

Endure patio doors feature a 1" ComforTech Insulated Glass Unit. A DLA-UV glass package is standard.



INSULATION

A graphite foam insulation is added to the frame, providing greater energy efficiency and performance.



BARRIER-FIN WEATHERSTRIPPING

This weatherstripping provides a barrier against air, water, dust and noise.



BULB SEAL WEATHERSTRIPPING

This weatherstripping prevents water from penetrating the foam cell structure and has a unique UV-resistant barrier.



ALUMINUM SCREEN FRAME WITH BETTERVUE MESH

A rigid and durable frame that slides easily within the screen track. The mesh is very durable and provides a better view, insect protection and improved airflow.



SCREEN LATCH

A spring-loaded screen latch system automatically engages upon closing.



SLIDING SYSTEM

A patented sliding system, featuring four adjustable 1" wheels per operating panel, allows the sash to glide effortlessly on the sill.



ACCUVENT™*

ProVia's® proprietary design featuring a sash lever combined with a top-mounted ratchet and lock system allowing multiple venting locations and peace of mind.



PATENTED WATER DRAINAGE SYSTEM

This allows water on the sill to drain to the exterior of the home.



PATIO SILL COVER

Sill cover is available in Anodized Aluminum and a Black/Bronze finish. Standard on laminated or painted exterior patio doors. Available on 2-Lite patio doors only.

* AccuVent is not available for wind load or coastal impact rated patio doors.

WHITE WOODGRAIN

CLASSIC OAK

DARK OAK

NEW
SOFT WALNUT

NEW
AMBER OAK

NEW
VINTAGE PECAN

NEW
PROVINCIAL OAK

VINYL & LAMINATE COLOR OPTIONS

EXTERIOR COLORS

INTERIOR COLORS

	White	Beige	Sandstone	Classic Bronze Laminate
White	✓			✓
Beige		✓		
Sandstone			✓	
Classic Oak Laminate	✓	✓	✓	✓
Dark Oak Laminate	✓	✓	✓	✓
White Woodgrain Laminate	NEW ✓	✓	✓	
NEW Amber Oak Laminate	✓	✓	✓	✓
NEW Soft Walnut Laminate	✓			
NEW Provincial Oak Laminate	✓			
NEW Vintage Pecan Laminate	✓			

Available color combinations vary based on the window type chosen. Always refer to our color selector for accurate color representation.
TUFTEX Smooth Cladding available in a variety of colors. See entryLINK for all options.



2-Lite Textured Matte Coal Black
Endure™ Sliding Patio Door featuring
Black Signature Hardware

PAINT OPTIONS

Exterior Paint Finishes

Trending paint colors also available. See entryLINK for all color options.



*Available on the interior and exterior.

All Black Windows and Patio Doors

Upgrade your window or patio door so the interior, jamb pocket and exterior are all black. An all black window or patio door will come standard with a slightly Textured Matte Coal Black paint. Opting for a painted exterior only gives you the choice between Coal Black and Textured Matte Coal Black paint options. Ask to see our Paint Color Selector to see the difference.

Always refer to our color selector for accurate color representation.



Custom-Matched Paint Colors

How to Order Custom Painted Windows and Patio Doors

1. Visit a Sherwin Williams paint store and select a paint color of your choice.
2. Specify the selected color name and paint number from the paint color swatch at the time of order **OR** provide your dealer with a 3" x 3" sample of the selected color from any paint brand for ProVia® to match.



WINDOW HARDWARE

SINGLE / DOUBLE HUNG AND SLIDER



Profile™ DA Lock

Profile DA hardware streamlines operation by allowing you to lock and tilt Single & Double Hung windows with a single motion. By eliminating separate tilt latches, it delivers a smoother, cleaner look for your windows.

Standard Finishes

White	Sandstone
Beige	Black

CASEMENT AND AWNING



Lock-Out Crank Handle

The lock-out feature prevents the handle from closing prematurely while operating the window. The handle can be easily put in the closed position by engaging the lever on the back.

Optional Finishes

Antique Brass	Flat Bronze*
Satin Nickel	

** Endure™ interior laminated Single Hung, Double Hung, Slider and Casement windows will come standard with Flat Bronze hardware.*



White Profile™ DA Locks

PATIO DOOR HARDWARE

SIGNATURE HARDWARE

available with and
without keylock



MODERN HARDWARE

with keylock



Standard Finishes

White

Beige

Sandstone

Black

Optional Finishes

Only available with keylock.

Antique Brass

Bright Brass

Satin Nickel

Aged Bronze

Modern patio door hardware available only in Black, Satin Nickel and Aged Bronze.

LOW PROFILE HARDWARE



Exterior

Make accessibility seamless with our low profile patio door hardware. Designed for ease of use, it features ergonomic handles and smooth operation—providing greater comfort, safety, and independence for every homeowner.

Standard Finishes

White

NEW

Black

All Low Profile Hardware is non-keyed.



Black Signature Hardware Interior

MULTI-POINT LOCKING SYSTEM

NEW

- ✓ Available for Endure™ 2 and 3 lite end operable sliding patio doors
- ✓ Four robust locking points featuring two secure pins at the center plus one at the top and the bottom
- ✓ Available in Zinc or premium Stainless Steel
- ✓ Compatible with Signature and Modern patio door hardware
- ✓ Combines enhanced security with smooth operation and long-lasting performance



Compatible Hardware

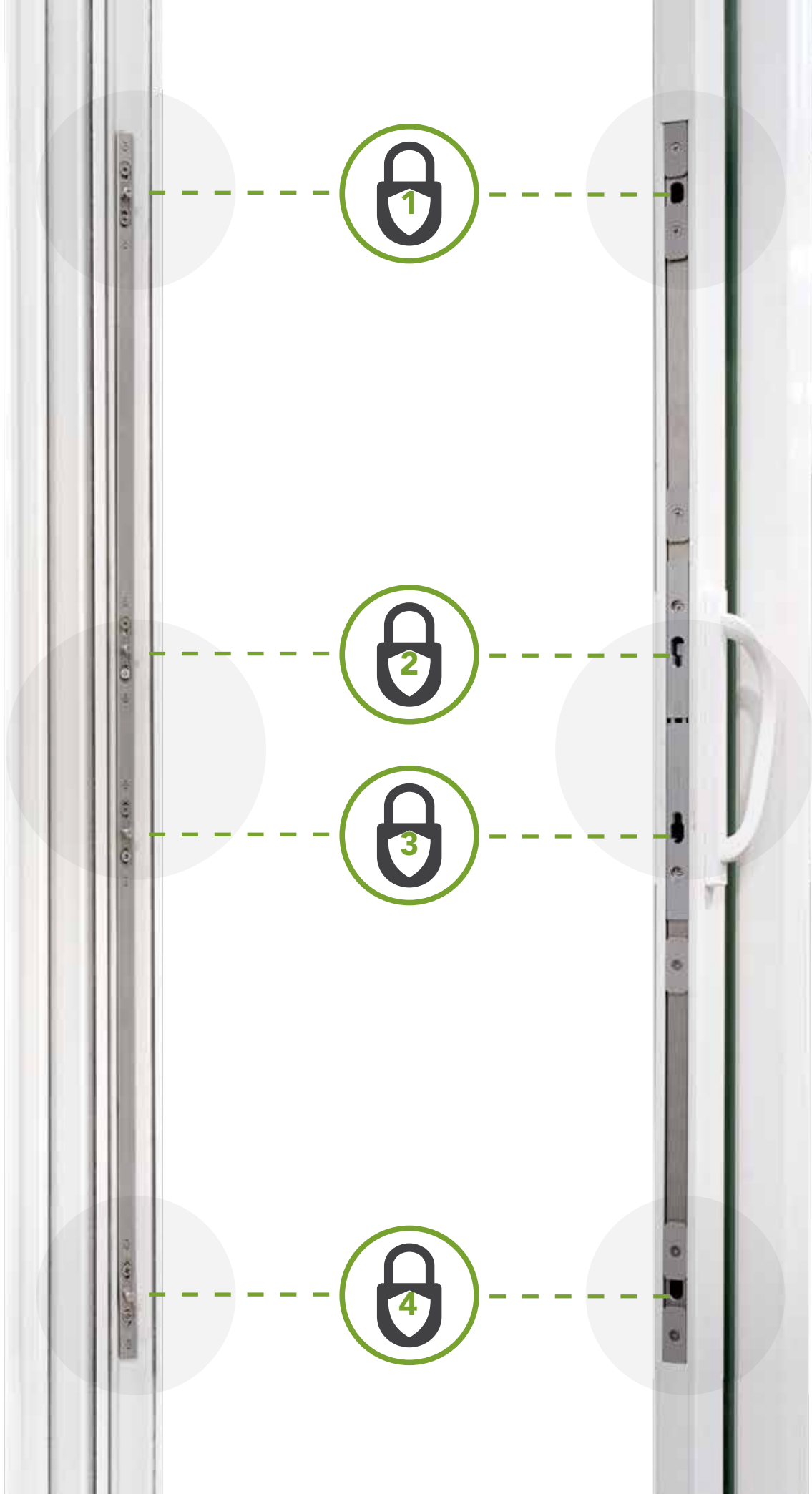


**SIGNATURE
HARDWARE**
available with
and without keylock




**MODERN
HARDWARE**
with keylock

JAMB POCKET



ACTIVE SASH

SCREEN MESH TYPES



BETTERVUE® SCREEN MESH (STANDARD)

BetterVue insect screening with Water Shed Technology™ coating repels water, prevents dirt and debris from staying on the screen and remains cleaner longer. It is suitable for all window and patio screen door applications.

- Durable, hydrophobic coating will not wash off
- Sheds water and debris during a rain storm
- Increases life expectancy of the screen
- Greater openness for better airflow and more natural light
- GREENGUARD certified

HEAVY DUTY SCREEN MESH

This heavy-duty mesh is made from vinyl-coated polyester, making it one of the most durable screen options on the market. It resists tears, punctures and damage from pets. This mesh is ideal for use in high traffic areas. It installs just like regular screen mesh but is three times stronger than standard fiberglass and won't need to be replaced nearly as often.

SEEVUE® STAINLESS STEEL SCREEN MESH

SeeVue is woven from stainless steel, which not only improves visibility with its fine wire diameter, but also makes this product much stronger than the standard insect screen. It has a black finish that offers excellent visibility (iVis) designed to maximize an outward view, making it sharper and more brilliant. It allows superior airflow and meets the high standard of insect protection.

ALUMINUM SCREEN MESH

Charcoal aluminum screen mesh offers excellent outward visibility and is coated with a rich charcoal finish applied by an electrodeposition paint system. Glare is reduced by the dark color, which improves the outward visibility. The consistent finish of the screen gives it an architect-pleasing appearance.

FLEXSCREEN®



BEAUTIFULLY INVISIBLE

This sleek, flexible frame hides in your window's screen track and virtually disappears; unlike other aluminum frames that block a portion of your view. With FlexScreen, you'll enjoy a better view.



DAMAGE RESISTANT

The FlexScreen frame is crafted from high-carbon, oil-tempered, phosphate-enhanced spring steel, the same material used in garage door springs and car shock absorbers. This durable core is coated with Duralloy PVC, the same protective layer found on outdoor park benches and dishwasher racks.

FlexScreen is built to endure the toughest conditions—tested in over 4,000 hours of salt spray and high wind scenarios. Whether facing harsh climates or everyday wear and tear, a properly fitted FlexScreen will perform flawlessly.



SIMPLE DESIGN

FlexScreen is the first and only window screen to include no attachment hardware. This revolutionary, flexible design snaps into place in seconds and removes just as quickly. With FlexScreen, there's no need to store your screens! The spring steel frame is coated in exterior-grade PVC and is so durable that it can withstand even the harshest elements. Leave your window screens in year-round with no worries, and save space!



EFFORTLESS INSTALLATION

From outside or inside the home, FlexScreen installation and removal are very simple. With no attachment hardware, it alleviates the hassle. You can easily install an entire house with FlexScreens in less than 10 minutes.

FlexScreen is standard on painted exterior double hung and slider windows and is optional on non-painted windows.

A half FlexScreen is standard on all Single Hung and Single Slider windows.



INSULATED GLASS (IG) UNITS

LOW-E GLASS

Special coatings reflect infrared light, keeping heat inside in the winter and outside in the summer. They also reflect damaging ultraviolet light, which helps protect interior furnishings from fading.

GAS FILLS

Energy-efficient products have either argon or krypton gases between the panes. These odorless, colorless, non-toxic gases are more dense than air, increasing insulation and improving thermal efficiency.

MULTIPLE PANES

Two or three panes of glass with an air or gas-filled space in the middle insulate much better than a single pane of glass.

WARM EDGE SPACERS

A spacer keeps the glass panes the correct distance apart. Non-metallic spacers insulate pane edges, reducing heat transfer through the window.

Glass Strength

Single, double and triple strength glass options are available for windows depending on the size of the window.

1_x

2.5mm or 3/32" panes
Available in annealed only

2_x

3mm or 1/8" panes
Available in tempered or annealed

3_x

5mm or 3/16" panes
Available in tempered or annealed

SUPER SPACER®

Between You and The Elements

Warm edge technology is more than just a low-conductive product that helps make insulated glass units more thermally efficient. The warm edge spacer is the seal that keeps the glass package in windows and patio doors from failing. Super Spacer is a dual-seal insulating glass system. This non-metal, structural foam spacer resists condensation, reduces energy costs, provides long-life durability and adds both comfort and value to your windows and patio doors.

Super Spacer is better able to ensure NFRC ENERGY STAR® certification by providing the best thermal conductivity, the lowest U-Factor among dual-seal systems and the best durability available in the industry. The all-foam formula blocks the heat escape path, improves sound absorption over traditional metal spacers, and lasts up to nine times longer in durability tests than single-seal units. The all-foam formula reduces the effects of temperature changes, barometric pressure, wind load and glazing pressure, resulting in less seal failure and fewer stress cracks.




ENHANCED NOISE REDUCTION

The all-foam formula's excellent sound dampening properties reduce outside noise, even in industrial environments.



MYLAR 10-LAYER VAPOR BARRIER

The Super Spacer thermoset foam matrix is exceptional. Moisture is kept out, gas is kept in and conductivity is virtually nonexistent.



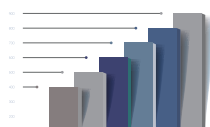
THE NO-METAL ADVANTAGE

Thermal efficiency through no presence of conductive metals is the Super Spacer hallmark.



LASTING APPEARANCE

The Warm Edge Glazing System stands up to the natural bending and bowing from temperature changes, barometric pressure and wind load.



IMPROVED STRENGTH

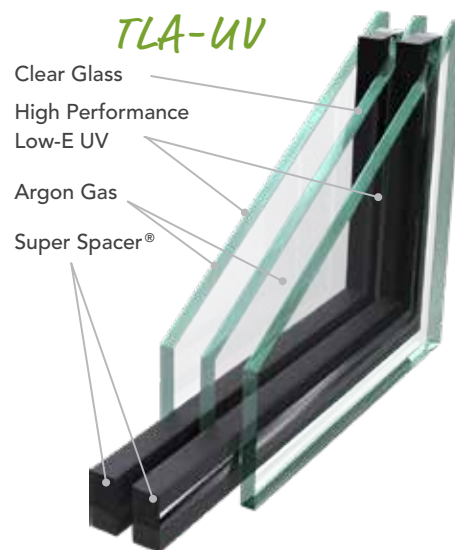
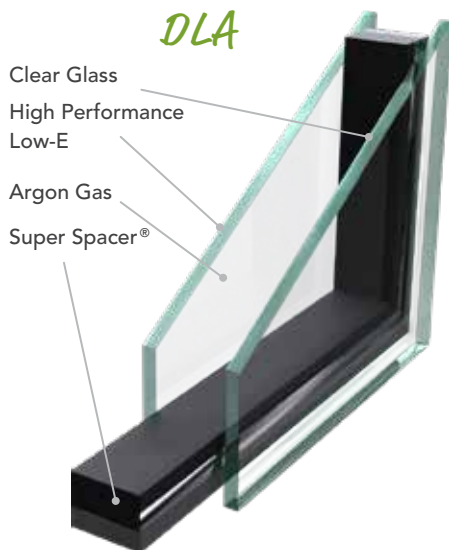
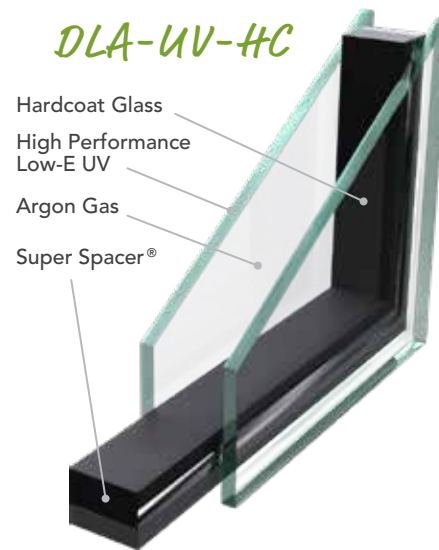
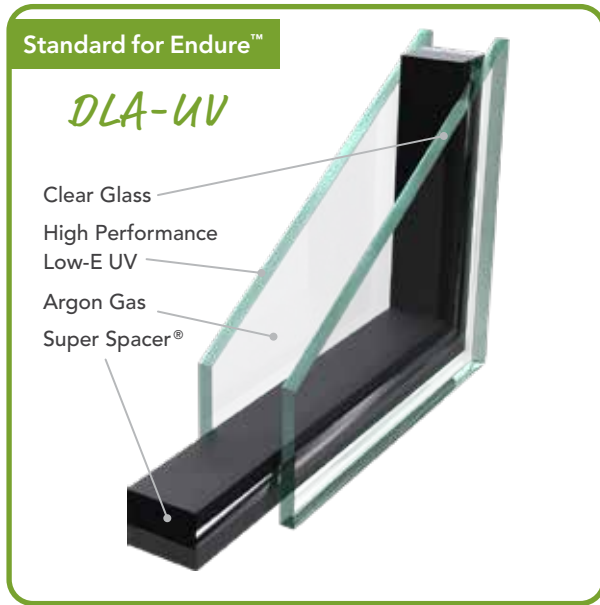
The P-1 test exposes units to 140°, 95-100% humidity and constant UV bombardment. Each week of testing is equal to one year of field use. Super Spacer survives with long term P-1 performance with a low seal failure history.



WARMEST EDGE

Super Spacer provides the warmest edge among dual-seal systems with up to +14.4° F / 8° C warmer temperatures at the edge of the glass.

COMFORTECH™ GLASS PACKAGES



All sliding patio door glass packages will be tempered.

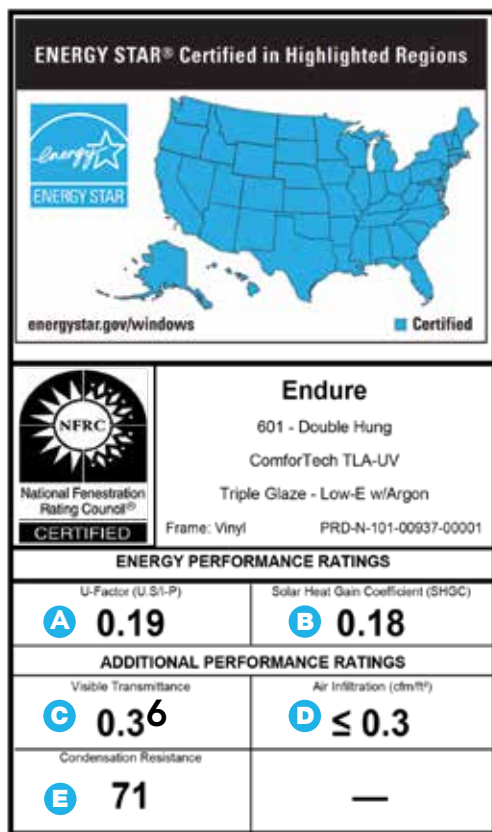
TLA and TLA-UV glass packages may appear tinted green and vary in shade with changing lighting conditions, both indoors and outdoors.

ENERGY STAR® Certified Windows and Patio Doors

- 1 Are manufactured by an ENERGY STAR partner.
- 2 Are independently tested, certified and verified by the National Fenestration Rating Council (NFRC).
- 3 Have NFRC ratings that meet voluntary energy efficiency guidelines set by the U.S. Environmental Protection Agency (EPA). Though ENERGY STAR does not require any specific technologies, certain product features are common in many certified products.

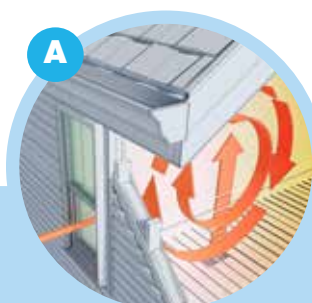
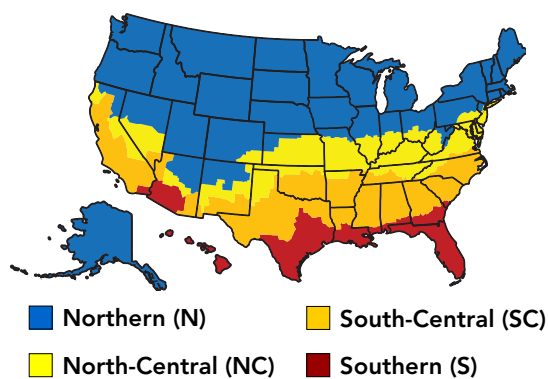
Visit energystar.gov to learn more.

UNDERSTANDING THE NFRC LABEL




ENERGY STAR REQUIREMENTS

Climate Zone	U-Factor	SHGC	
Northern	≤ 0.22	≥ 0.17	Prescriptive
	= 0.23	≥ 0.35	Equivalent Energy Performance
	= 0.24		
	= 0.25		
	= 0.26		
North Central	≤ 0.25	≤ 0.40	
South Central	≤ 0.28	≤ 0.23	
Southern	≤ 0.32	≤ 0.23	



U-Factor

Insulating value of the entire window system. Lower numbers reflect better insulating value.



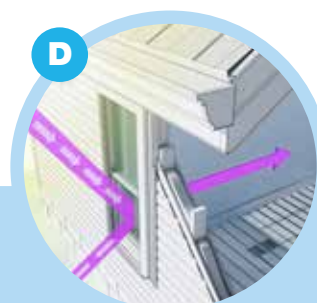
Solar Heat Gain Coefficient (SHGC)

Amount of heat from the sun passing through the glass. Lower numbers indicate glass is keeping heat from entering your home. SHGC is measured on a scale from 0 to 1.



Visible Transmittance

Amount of visible light passing through the glass. Higher numbers indicate glass is allowing more light to enter your home. Visible transmittance is measured on a scale from 0 to 1.



Air Infiltration

How much air is entering or escaping through the window. Lower numbers indicate air is kept from entering or escaping.

E

Condensation Resistance – Amount of moisture it takes for glass to condense when exposed to extreme interior and exterior temperature changes. Higher numbers indicate better resistance to condensation. Condensation resistance is scored on a scale of 0 to 100.





Textured Matte Coal Black 5-Lite
Bow Window featuring Casement
Windows & Single Textured Matte
Coal Black Casement Window

PRIVACY GLASS

Choose from seven different types of glass if you need light to filter in, yet want to maintain privacy. These glass styles look great in rooms where privacy is important.



CHINCHILLA*



FLUTED



FROSTED



GLUECHIP



OBSCURE PEBBLE



TAFFETA



WATERFALL

Actual privacy levels will vary depending on your distance from the glass and also the amount of light in the room in comparison to the light outside your home. For extra privacy, contact customer service to add an extra pane of privacy glass to your window or patio door order.

**Chinchilla Privacy Glass Disclaimer: Due to the unique, tightly grooved texture of Chinchilla privacy glass, this design naturally reflects and refracts light in a more noticeable way. As a result, the glass may display a more pronounced V-like or diamond-shaped pattern, especially in certain lighting conditions. This characteristic is a normal and expected feature of the Chinchilla glass design and is not considered a defect.*

INTERNAL GRIDS

If you want grids but prefer not to clean around them, opt for internal grids so you get the same look without the hassle.







CONTOURED



FLAT



V-GROOVE
Available in 3/8"



COTTAGE



COLONIAL



**MODIFIED
COLONIAL**



PRAIRIE

TINTED GLASS

Tinted glass can help reduce UV transmittance, solar heat gain and glare. Tinted glass color options can give a room a whole new look, providing its own unique set of benefits.



BRONZE

- High visible light transmittance
- Adds warm glow to interiors
- Complements brick and stone
- Ultraviolet light protection



GREEN

- Subdues interior brightness
- High visible light transmittance



GRAY

- Excellent glare control
- Exceptional protection against interior fabric and color fading
- Ultraviolet light protection



BLUE

- Low shading coefficient
- High visible light transmittance
- Solar performance (reduces solar heat gain)

Disclaimer: Tinted glass images are shown against a white background to highlight the color. Actual appearance will vary based on factors such as the direction the glass is facing, surrounding light conditions, and whether it is shaded or exposed to direct sunlight.

A close-up photograph of a window frame. The frame features a copper-colored metal finish with black seals. The window is slightly open, revealing a blurred view of green foliage outside. The lighting is soft, highlighting the texture of the metal and the precision of the seals.

TIMELESS
BEAUTY,
MODERN
PERFORMANCE.

SIMULATED DIVIDED LITES FOR WINDOWS

Capture the charm of old-world craftsmanship with Simulated Divided Lites (SDLs)—designed to replicate the traditional look of individual glass panes separated by wooden grids. Our SDLs achieve this stunning aesthetic with contoured wood or composite grids applied to the exterior of the glass, creating depth and dimension. Paired with ComforTech™ glass packages, windows with SDLs offer superior energy efficiency while maintaining the classic appeal of handcrafted design.

Why Choose Simulated Divided Lites?

- ✓ **AUTHENTIC APPEARANCE** – Get the elegant look of true divided lites without compromising on energy efficiency.
- ✓ **ENERGY-EFFICIENT GLASS PACKAGES** – Available with ComforTech glass for optimal insulation and performance.
- ✓ **VERSATILE STYLE OPTIONS** – Choose from several grid patterns or create a custom design.
- ✓ **PREMIUM MATERIALS** –
 - **Wood SDLs** can be stained or painted for a rich, natural finish.
 - **Composite SDLs** are paintable to perfectly match your window color.

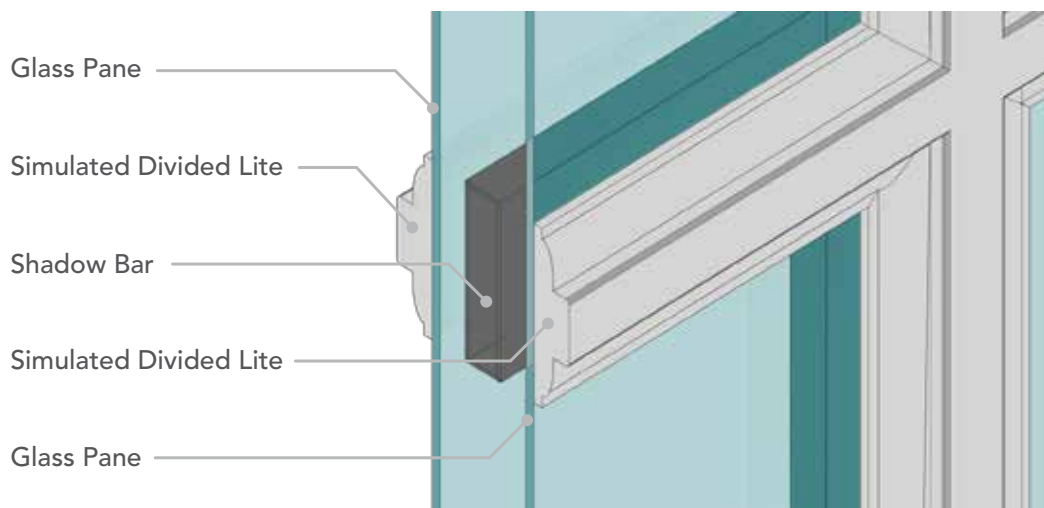


STAINED WOOD



PAINTED COMPOSITE

- ✓ **SEAMLESS INTEGRATION** – SDLs are applied to both the interior and exterior of the insulated glass (IG) unit, with a shadow bar inside the glass for enhanced depth.



Most grid patterns will use flat bronze aluminum grids as shadow bars.



White Endure™ 4-Lite Sliding Patio Door with White Internal Blinds and Satin Nickel Signature Hardware

INTERNAL BLINDS

Crafted with powder-coated aluminum extrusions, our internal blinds are designed for exceptional UV resistance. Encased in durable tempered safety glass, these blinds are shielded from weathering, damage, and dust, ensuring long-lasting performance. The ergonomic operator allows for effortless control, making it easy to raise, lower, and tilt the blinds to your desired position.

While internal blinds offer a practical solution for blocking harsh sunlight and enhancing privacy, they are not intended as full privacy or blackout devices.

Available Colors



WHITE



CREAM



TAN



SILVER



CHAMPAGNE



BLACK

- Customer may choose if the blind operator is on the right or left on windows.
- Silver and Champagne blinds will have a matte finish.
- Blind slats are ½" wide.
- Internal blinds come with a 10-year Limited Warranty.
- Blinds and grids not available together.
- Availability subject to size limitations.

DECORATIVE GLASS FOR WINDOWS

Decorative glass is unique in that it achieves its personality and beauty through aesthetic imperfections – waves, striations, and air bubbles that create natural effects and singular characteristics. ProVia® decorative glass mimics the hand-made sheet glass of centuries past, and these stunning ornamental designs elevate the look of your windows, boosting the curb appeal of your home.

ProVia Exclusive



These decorative glass designs are only found on ProVia products. This gives your home a unique style that can't be found anywhere else.



Covered by a Lifetime Limited Warranty

Warranty includes glass breakage and seal failure.

Watch the Decorative Glass creation process here!



ARIA



BROOKHAVEN



CARRINGTON



CONSTANCE



ECLIPSE




ESMOND



FLORENCE



GEMSTONE



LAURENCE



MANHATTAN



SOMERSET



SYMPHONY



TACOMA



TRANQUILITY

*Decorative glass design may appear different depending on glass size.
Each design is available in full, simplified or transom patterns. See [entryLINK](#) for all options.*


ART GLASS

A ProVia® exclusive, Art Glass offers you an opportunity to create a unique artistic statement using design and color. Your window and patio door glass can reflect the inspiration of your creative vision and allow you to display an original piece of art with beautiful curb appeal.


STEP 1 CHOOSE AN ART GLASS DESIGN



AMERICANA



BLOSSOMS



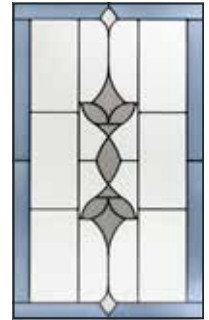
BROOKHAVEN



CARLISLE




ECLIPSE



ESMOND



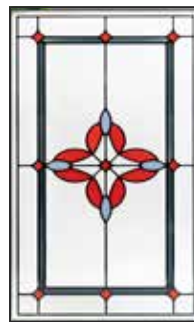
FLORENCE



GEMSTONE



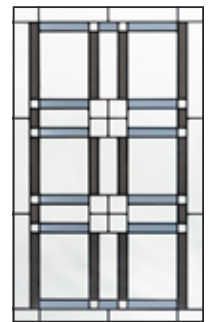
HARBOR




HAVEN




IMPERIAL



LAURENCE



LINCOLN



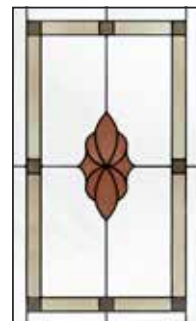
MANHATTAN




PALM




POPPY



SOMERSET



TACOMA



TRANQUILITY



VERSA



VINTAGE



WESTIN

STEP 2 CHOOSE A RESIN BEAD COLOR



Black



Clay



Silver



Gunmetal



Bronze

STEP 3 CHOOSE PRIVACY GLASS OR CLEAR GLASS



CHINCHILLA



GLUECHIP



OBSCURE



TAFFETA



Endure™ White Double Hung Windows featuring Florence Art Glass with Snow Mist and Sandpiper Beige Color Fill



Versa Art Glass with Vallis Red
Color Fill on Obscure Privacy Glass

STEP 4 CHOOSE COLORS TO FILL THE DESIGN

Select hues from ProVia® Standard and Trending color palettes. *Clear Fill* and *No Fill* may also be chosen, as well as custom colors. Color placement and number of colors is pre-determined based on the Art Glass design and will render in entryLINK as you choose them. Picture this as a color-by-number system! Experiment with various color combinations until you find the perfect match for your home.


COLOR FILL OPTIONS



T Denotes Trending Color

Always refer to our color selector for accurate color representation.

Privacy glass is tempered for safety and this process may cause minuscule surface waves on the glass. Since the surface is not completely flat, the color fill may migrate toward lower points in the glass, resulting in varied saturation levels on the surface.



Clear Fill


CLEAR FILL

Clear Fill imparts a degree of transparency to privacy glass. The Clear Fill option may be used on privacy glass sections of the design to allow homeowners a clearer, yet translucent view.

MASTERFIT™ TRIM

Add the finishing touch to the interior of your window with the MasterFit trim system, complete with assembled frame extensions that interlock with mortise and tenon casing. The MasterFit trim system guarantees a precise, custom fit and long-lasting factory-applied finish.

Profiles



2½" Modern



2½" Colonial



Mitered casing with high-quality mortise and tenon corner locking system ensures strength and durability.



3½" Colonial



3½" Flat



See the *Special Order Casing Guide* for more casing profile options. For available paint and stain color options, refer to provia.com.

Additional Trim Options



Traditional Interior Stop
1¾" W x ½" H



Modern Interior Stop
¾" W x ¼" H



Jamb Extension
2½", 4½", or 5½" W x ¾" H



Stool
4" or 6" W x 1" H




Shoemold Interior Stop
¾" W x ½" H



Rosette
3⅞"

ACCESSORIES



Brickmold without J-Channel

Welded Brickmold
(3¼" Frame Depth)*



Brickmold with ¾" J-Channel with Nail Fin
(Also available with 1½" J-Channel with Nail Fin)

**Available for windows only.*



Head & Jamb Brickmold
Nail Fin with J-Channel



Sill Brickmold Nail
Fin with J-Channel



Nail Fin with J-Channel



Nail Fin




Stucco Flange



Accessory Groove
Filler Strip



½" and ¾" Drywall
Return



Head Expander



Sill Extender



0° Mullion





White Endure™ Double
Hung Windows with White
Profile™ DA Hardware

WARRANTY HIGHLIGHTS



BASIC WINDOW OR PATIO DOOR UNIT - LIFETIME TRANSFERABLE

The rigid vinyl components of the window or patio door are warranted against chipping, cracking, peeling, pitting, blistering, warping or delamination for as long as you own and live in the home in which the product was originally installed. This warranty is transferable to one subsequent purchaser.



HARDWARE - LIFETIME

ProVia® further warrants the moving parts, such as balances on double hung windows and locking mechanisms in all units, for as long as the original purchaser owns and lives in the home in which the product was originally installed, if those parts are not free from defects in material and workmanship under conditions of normal use and wear.



PATIO DOOR HANDLES - LIFETIME / 1 YEAR

ProVia further warrants all patio door handles with a Bright Brass, Satin Nickel or Aged Bronze finish against tarnishing for as long as you own and live in the home in which the product was installed. Patio door handles with a painted finish, Flat Bronze, Modern Bronze or Antique Brass finish are warranted against flaking, checking, blistering or peeling for a period of (1) year from date of installation.




INSULATED GLASS UTILIZING SUPER SPACER® - LIFETIME

ProVia further warrants the insulated glass units utilizing Super Spacer in its vinyl windows or patio doors against defects resulting in material obstruction of vision as the result of film formation between the interior glass surfaces caused by failure of the air-tight seal, for as long as the original purchaser owns and lives in the home in which the product was originally installed. Small spots, marks, lint, and scratches not exceeding applicable glass manufacturing specifications imposed by Federal Specification 1036-90 will not constitute defects under this warranty.



GLASS BREAKAGE - LIFETIME

ProVia further warrants the insulated glass units utilizing Super Spacer in its vinyl windows or patio doors against breakage as follows: (1) If the glass in a properly registered and warranty covered unit breaks as the result of a manufacturing defect; (2) In the event of an accident in the home that is not covered by insurance or is of an amount that is within the insurance policy deductible, ProVia will replace the glass free of charge, for as long as the original purchaser owns and lives in the home in which it was originally installed. Glass breakage is not covered for insulated glass units with internal blinds or insulated glass units in Garden Windows.



SCREENS - LIFETIME

Further, ProVia will replace under normal conditions of use, for as long as the original purchaser owns and lives in the home in which the product was originally installed; for manufacturing defects, if the fiberglass, aluminum or stainless steel screening is not free from rotting, staining, or rusting. No warranty herein covers torn screen mesh caused by abnormal use, negligence, or other means not controlled by ProVia.



FLEXSCREEN® - LIFETIME

Further, ProVia will replace under normal conditions of use, for as long as the original purchaser owns and lives in the home in which the product was originally installed; for manufacturing defects, if the fiberglass screening is not free from rotting, staining, or rusting. No warranty herein covers torn screen mesh caused by abnormal use, negligence, or other means not controlled by ProVia.



PAINT/STAIN FINISH - 15 YEAR / 10 YEAR

ProVia further warrants the factory-applied paint on vinyl window components against cracking, pitting, peeling, blistering or suffering from non-uniform fading discoloration (non-uniform fading discoloration resulting from unequal exposure of surfaces to the sun and elements is not covered by this warranty) and defects in material and workmanship for a period of fifteen (15) years from date of installation.



INTERNAL BLINDS - 10 YEAR

Internal blind units are warranted against seal failure and defects in material and workmanship for a period of ten (10) years from date of installation.



BAY, BOW & GARDEN WINDOWS - 10 YEAR

Bay and Bow windows (frames and roof kits) and Garden Windows (frames, sashes, hardware and insulated glass units) are warranted against defects in material and workmanship for a period of ten (10) years from date of installation.



TRANSFERABLE WARRANTY

The Warranty on the basic window or patio door unit is transferable by the original purchaser to one subsequent purchaser for purchaser's personal residence provided the warranty transfer is completed within thirty (30) days after the date of transfer of ownership. Warranty transfers must be completed online at www.provia.com/warranty.



NON-RESIDENTIAL & MULTI-FAMILY APPLICATIONS

Where the structure in which the product is installed is not a single family residence occupied by the purchaser, or is owned by a public or private corporation for profit or non-profit, an unincorporated association or other business entity of any type recognized by law, a church, a school, a governmental or public authority, the time periods stated in this warranty shall be limited as follows: Basic Window or Patio Door Unit – 5 Year (non-transferable); Hardware - 1 Year; Insulated Glass – 10 Year (glass breakage not included); Internal Blinds – 5 Year; Screens – 5 Year; and Finishes – 1 Year.



COASTAL APPLICATIONS

For products that are installed in a Coastal region the time periods stated in this warranty shall be limited as follows: Non stainless steel hardware mechanisms in Casement Window & Patio Door units - 5 year mechanical warranty; Aged Bronze, Bright Brass or Satin Nickel Patio Door Handles – 10 Year Finish. Definition of Coastal Regions: For information and maps of Coastal regions please go to www.provia.com/coastalwarranty.

**View the Complete
Warranty on provia.com!**





DISCOVER MORE

WEBSITE

ProVia.com makes it easy to explore and compare numerous door, window, siding, stone or roofing options in a straightforward, interactive way. Configure a door or window, visualize products on your home, explore color palettes, and learn about different architectural styles—all from our innovative Design Center. Save your favorite products, colors, photos or ideas throughout the site into your own ProVia® portfolio for reference any time and share them across your favorite social media platforms.



VISUALIZER

Let your imagination run free with this exterior home design tool. Select from a library of existing home styles or upload a photo of your own home.

In a few easy steps, update your siding color, add stone or metal roofing, configure windows, or create a one-of-a-kind entry door system.

Looking for professionally inspired color and product palettes? Apply one of our pre-selected Designer Collections to create a curb-appealing look.



APP

Use the ProVia app to configure doors and windows or select from an extensive collection of vinyl siding, manufactured stone and metal roofing styles.



Features:

- Door and Window Configuration
- Vinyl Siding Profiles, Colors and Accessory Accents
- Manufactured Stone Styles, Color Palettes and Grout Options
- Metal Roofing Profiles, Trims and Colors
- Videos, Photo Galleries and Catalogs
- ProVia Dealer Locator



SOCIAL MEDIA

We love seeing how you apply our products to your home. Please share your photos with us.





"To serve, by caring for details in ways others won't." It's not just our mission, but a way of letting our light shine every day at ProVia®. We continually strive to put these words into action by providing unmatched quality and service. The P-icon symbolizes each employee's commitment to devoting the utmost care, pride and quality into each building product we manufacture...it's The Professional Way.



At ProVia, we manufacture energy efficient products and exercise corporate environmental stewardship by recycling, reducing pollution emissions and much more. In fact, our company has received repeated awards from the Environmental Protection Agency such as Partner of the Year - Sustained Excellence for outstanding efforts in energy savings.



DOORS | WINDOWS
SIDING | STONE | ROOFING
provia.com

© 2026 ProVia
P-MK-02600-26 | 9/25

Distributed by:

--